

Bulkers

U-Ming Marine Transport have sold their Panamax “**Cemtex Wisdom**” 78/2004 CSBC, Taiwan with **SS/DD 06/2019** to Chinese buyers for **USD 7,1 mill.** Please note that her sister vessel “An Ho” 78/2004 was sold last month for a price of USD 6,5 mill.

Ocean Line Holdings have sold their BWTS fitted Panamax “**Ocean Favour**” 72/1998 Sasebo, Japan with **DD 12/2021** to Middle Eastern buyers at levels **USD 6,2 mill.**

Chellaram Shipping Hong Kong have committed their Supramax “**Darya Brahma**” 56/2006 Mitsui Tamano, Japan with **DD 07/2019** to Indonesian buyers Pelayaran Bahtera at a price of **USD 10,8 mill.** Remind you that in May we had the sale of the one-year-younger “Sephora” 56/2007 Kawasaki, Japan to Norwegian buyers Belships for a price of USD 11 mill.

Triton Navigation have committed their Supramax “**Lake Dynasty**” 56/2009 Mitsui Chiba Ichihara, Japan with **DD 03/2020** to Lebanese buyers at a price of **USD excess 13 mill.** Note that last month we had the sale of the one-year-old “Eria Colossus” 55/2008 Kawasaki, Japan to Greek buyers at levels USD 12,6 mill.

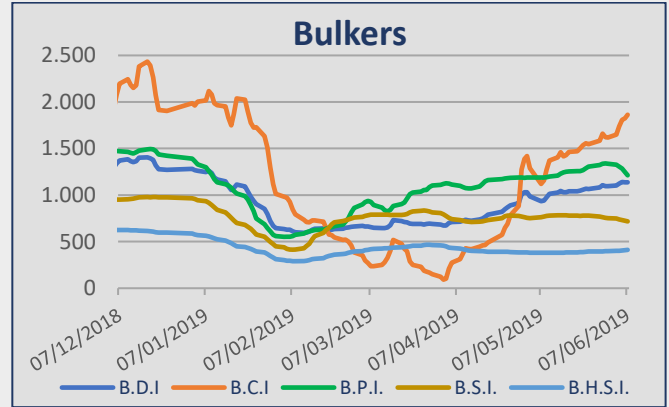
Tankers

In an auction sale that took place in Singapore Court, VLCC “**Brightoil Grace**” 320/2013 HHI, Korea with **DD 04/2021** was committed to Greek buyers Delta Tankers for a price of **USD 61,5 mill.** Please note that same buyers won in auction last month her sister vessel “Brightoil Glory” 320/2012 at a price of USD 58 mill.

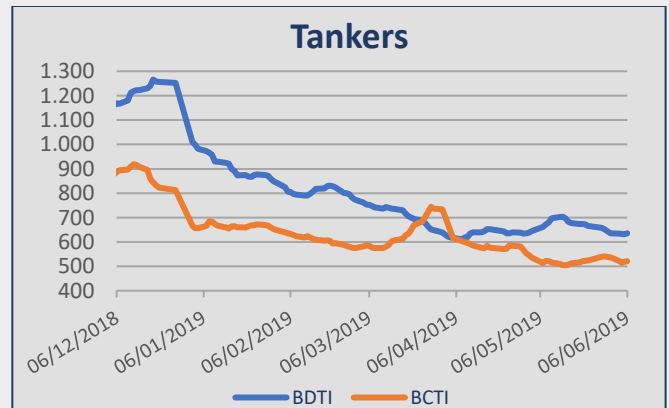
Reederei Claus-Peter Offen have sold their four MR sister vessels “CPO Australia”, “CPO Malaysia”, “CPO Singapore” & “CPO New Zealand” 52/2011 Hyundai Mipo, Korea with **DD 04/2020, 09/2021, 11/2021 & 05/2021** respectively to Danish buyers TORM for a price of **USD 20,75 mill each.**

Latvian Shipping have committed their MR “**Kandava**” 37/2007 Hyundai Mipo, Korea with **DD 07/2020** to Italian buyers Gestioni at **USD 11,6 mill.** Remind you that a couple of weeks ago we had the sale of the one-year younger “Parsifal II” 38/2008 Hyundai Mipo, Korea at levels USD 12,5 mill.

Baltic Indices



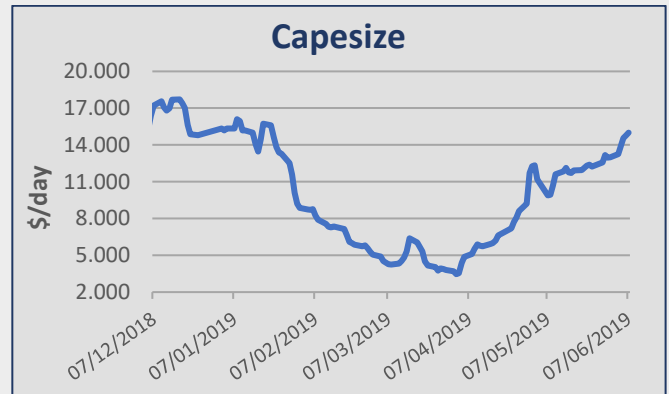
INDEX	7-Jun	31-May	± (%)
BDI	1.138	1.096	3,83%
BCI	1.862	1.620	14,94%
BPI	1.213	1.335	-9,14%
BSI	719	752	-4,39%
BHSI	412	398	3,52%



INDEX	6-Jun	30-May	± (%)
BDTI	635	643	-1,24%
BCTI	521	538	-3,16%

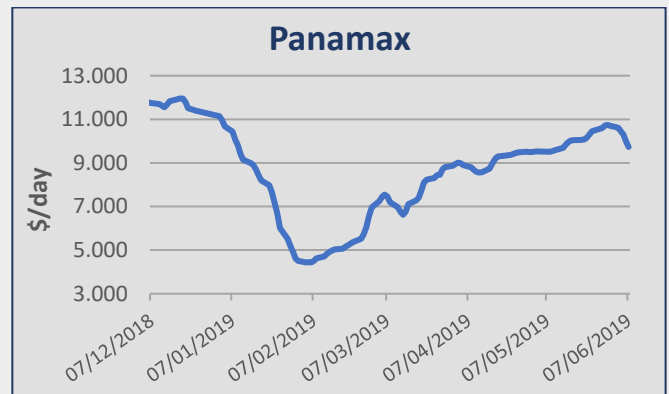
Capesize

Iron ore rates on the West Australia / China route continued throughout **Week 23** at the level of mid/high usd 7,00's fio. A number of round trips on the same route were reported around usd 17,000/18,000 pd levels. Usd 27,000 pd on a Capesize from Continent via NCSA into China. Usd 17,500 pd for 9/11 months employment basis delivery in the Pacific.



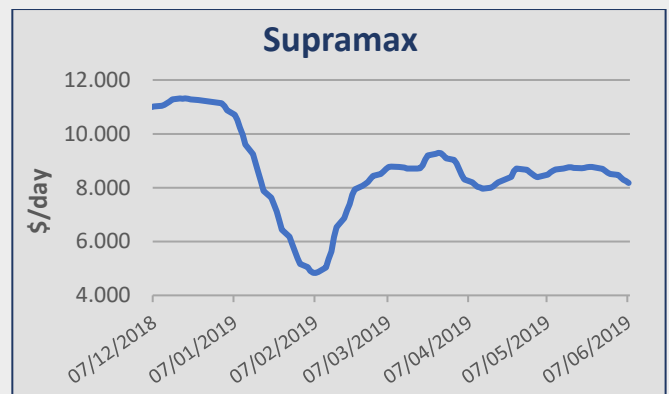
Kamsarmax / Panamax

North Pacific rounds ranged at the usd 11,000/12,000 pd. A number of Indonesian trips into China reported around usd 10,000/11,000 pd levels. A number of Indonesian and Australian trips into India were reported fixed at the levels of usd 11,000/12,000 pd. South African trips into India at the usd 13,000 pd plus usd 300K ballast bonus. Inter-continental trips via Murmansk at around usd 8,000/9,000 pd level. Mediterranean trip into China via South America at the level of usd 19,000 pd. South American trips into Continent were reported at the levels of usd 17,500 pd and into China were reported at the levels of usd 15,000/16,000 pd plus ballast bonus at the 500K/600K. Usd 10,850 pd on a Panamax for 5/8 months employment basis delivery in the Pacific.



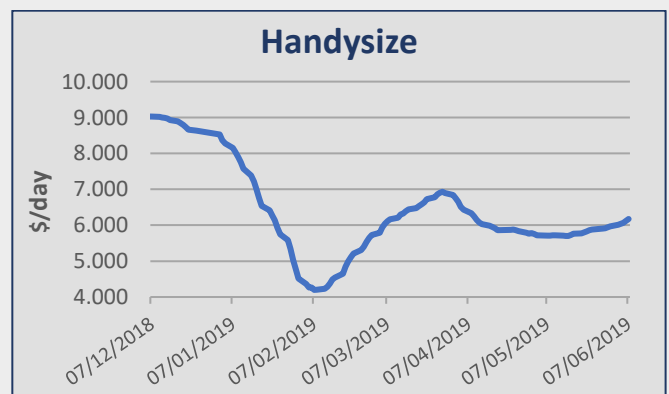
Ultramax / Supramax

Indonesian trips into India at the level of usd 6,000 pd without any ballast bonus. Australian trips into China were reported at the level of usd 8,000 pd. Continental trips into Mediterranean via Baltic were fixed at around usd 8,300 pd. US Gulf coal trip into Mediterranean were reported at the level of usd 12,250 pd. South American trips into Mediterranean were reported at around usd 16,000 pd. An Ultramax was fixed at the level of usd 11,000 pd for 3/5 months basis delivery in the Atlantic.



Handymax / Handysize

A generally quiet week for this segment. Persian Gulf trip into South East Asia at the level of usd 6,000 pd on a small Handysize. Continental trips into Mediterranean via Baltic with scrap at around usd 7,750 pd on a Handymax. US Gulf coal trip into Mediterranean with grains were reported at the level of usd 7,200 pd. No period activity to report here.



Bulk Carriers

Type	Name	Dwt	YoB	Yard	SS	M/E	Gear	Price	Buyer	Comments
Post Panamax	Royal Maybach	93.272	2010	Yangfan, China	07/2020	MAN-B&W	-	\$ 13,8m	Undisclosed	
Panamax	Cemtex Wisdom	77.598	2004	CSBC, Taiwan	06/2019	MAN-B&W	-	\$ 7,1m	Chinese	SS/DD 06/2019
Panamax	Ocean Favour	72.400	1998	Sasebo, Japan	11/2023	B&W	-	\$ 6,2m	Middle Eastern	BWTS fitted
Ultramax	GH Frankel	63.227	2012	Yangzhou Dayang, China	10/2022	MAN-B&W	4x35T	\$ 16,9m	European	
Supramax	Darya Brahma	56.056	2006	Mitsui Tamano, Japan	05/2021	MAN-B&W	4x30,5T	\$ 10,8m	Indonesian (Pelayaran Bahtera)	DD 07/2019
Supramax	Lake Dynasty	55.638	2009	Mitsui Chiba Ichihara, Japan	03/2022	MAN-B&W	4x30T	Excess \$ 13m	Lebanese	
Handysize	Three Rivers	29.975	2010	Yangzhou Guoyu, China	01/2020	Wartsila	3x30T	\$ 8,3m	Undisclosed	
GC	Dongtai Baohong	12.500	2011	Rongcheng Xixiakou, China		Wartsila	3x80T	\$ 4m	Chinese	Auction Sale

Tankers

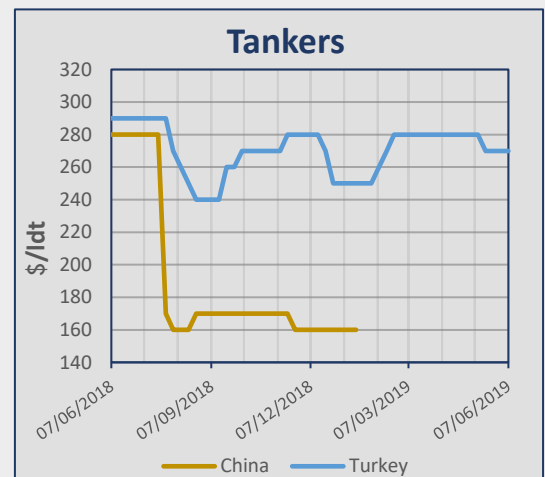
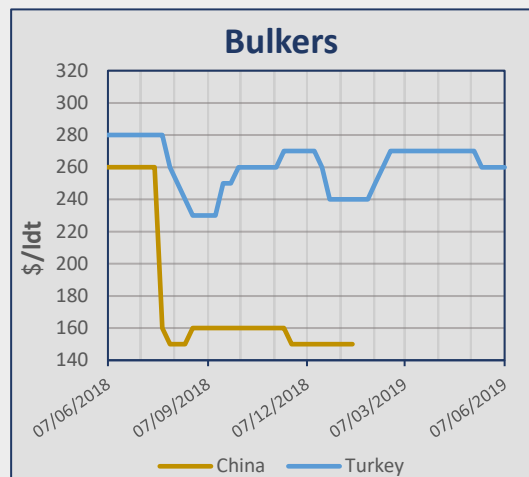
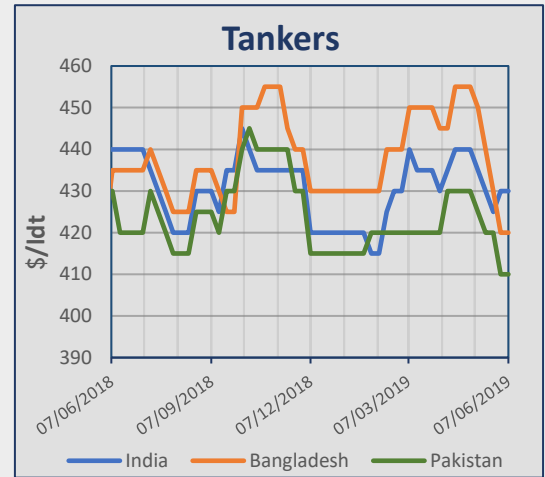
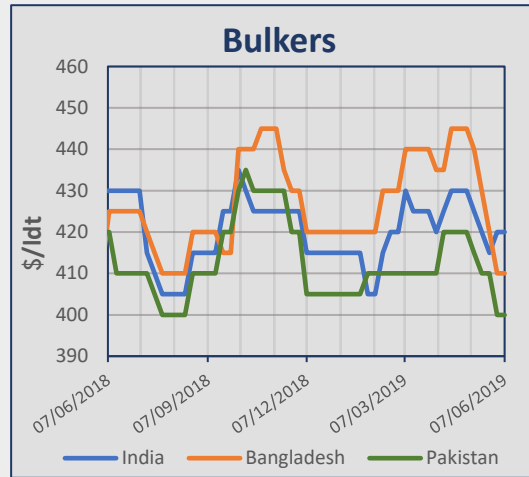
Type	Name	Dwt	YoB	Yard	SS	M/E	Price	Buyer	Comments
VLCC	Brightoil Grace	319.778	2013	HHI, Korea	01/2023	MAN-B&W	\$ 61,5m	Greek (Delta Tankers)	Auction Sale
LR2	Brightoil Lion	107.525	2010	Tsuneishi, Japan	04/2020	MAN-B&W	\$ 26m	Eastern Pacific	Auction Sale
Aframax	Sakura Princess	105.365	2007	Sumitomo, Japan	06/2022	MAN-B&W	\$ 23m	Vietnamese (PV Trans)	Tender sale
MR	Kastav	52.610	2009	3 Maj Brodogradiliste, Croatia	08/2019	Wartsila	\$ 15,1m	Turkish	Ice class 1B, SS/DD 05/2019
MR	CPO Australia	51.763	2011	Hyundai Mipo, Korea	03/2021	MAN-B&W	\$ 20,75m	Danish (TORM)	
MR	CPO Malaysia	51.762	2011	Hyundai Mipo, Korea	09/2021	MAN-B&W	\$ 20,75m		
MR	CPO Singapore	51.737	2011	Hyundai Mipo, Korea	11/2021	MAN-B&W	\$ 20,75m		
MR	CPO New Zealand	51.717	2011	Hyundai Mipo, Korea	05/2021	MAN-B&W	\$ 20,75m		
MR	Kandava	37.258	2007	Hyundai Mipo, Korea	07/2020	MAN-B&W	\$ 11,6m	Italian (Gestioni)	
Chemical/Oil Products	Bow Tone	33.624	2009	Kitanihon, Japan	08/2019	Mitsubishi	Excess \$ 18m	Norwegian (Hansa Tankers)	SS/DD 08/2019
Chemical/Oil Products	Aulac Venus	16.830	2008	Zhejiang Zhenyu, China	02/2023	Pielstick	\$ 7,3m	Undisclosed	
Chemical/Oil Products	Chemical Distributor	12.288	1999	Watanabe Zosen, Japan	06/2019	MAN-B&W	\$ 4,6m	Indian	St St

Containers

Type	Name	Teu	YoB	Yard	SS	M/E	Gear	Price	Buyer	Comments
Post Panamax	MSC Ningbo	7.849	2004	HHI, Korea	07/2019	Sulzer	-	\$ 18,5m	Greek	Including T/C back

Indicative Demolition Prices

	Country	Price \$/ldt
Bulkers	India	420
	Bangladesh	410
	Pakistan	400
	China	-
	Turkey	260
Tankers	India	430
	Bangladesh	420
	Pakistan	410
	China	-
	Turkey	270



Demolition Sales

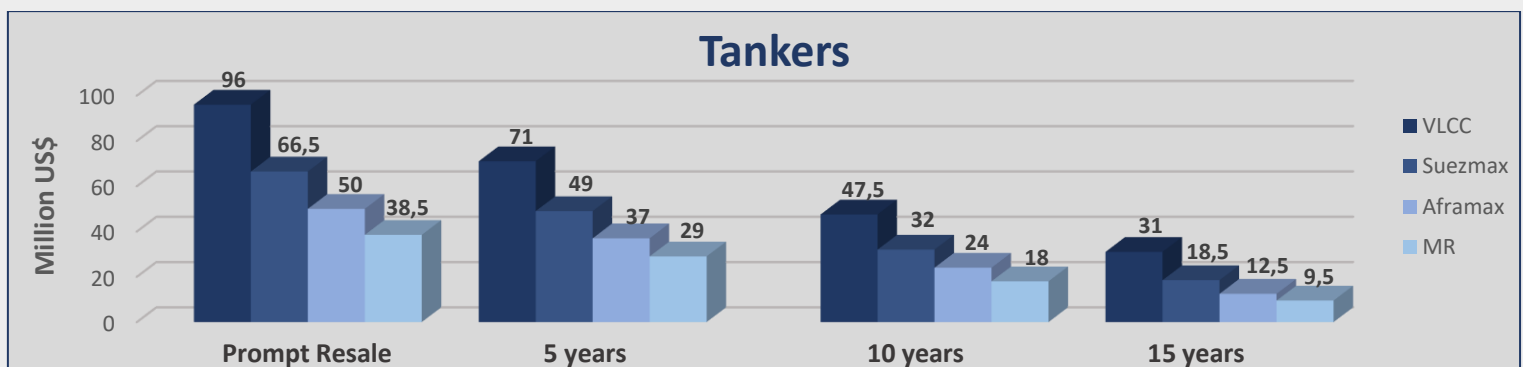
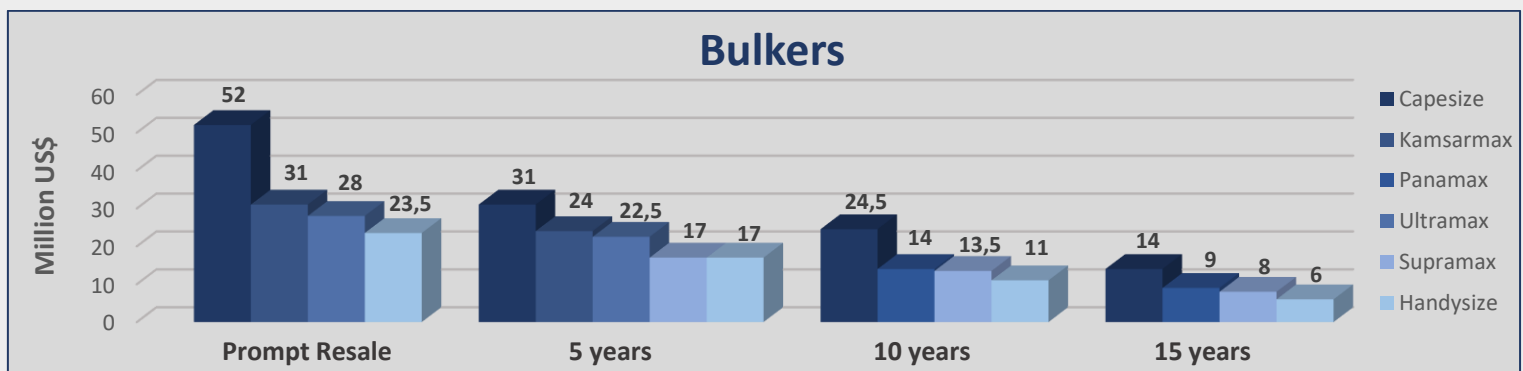
Type	Vessel	Dwt	YoB	Ldt	Price \$/ldt	Country	Comments
Bulker	Prema One	71.741	1995	9.985	448	Bangladesh	
Container	Easline Busan	12.708	1994	5.500	430	Bangladesh	
Dredger	Noon Island	13.571	1977	3.660	325	India	"As Is" Bahrain
GC	Brave-M	9.498	1985	3.616	426	India	
GC	St Confidence	4.705	1993	2.462	425	Bangladesh	

Tankers

Units	Size	Yard	Delivery	Price	Owner	Comments
2+2	300.000 dwt	SWS, China	2021	Excess \$ 80m	Norwegian (Seatankers)	LOI Stage
2	158.000 dwt	HHI, Korea	2021	\$ 64m	Greek (Avin International)	Tier III, Scrubber fitted
2+2	115.000 dwt	SWS, China	2020	\$ 46,5m	Norwegian (Seatankers)	LR2, Scrubber fitted
4	115.000 dwt	Dalian, China	2020-2022	Undisclosed	Danish (Maersk Tankers)	LR2, Options declared
4+2+2+2	50.000 dwt	Stx, Korea	2020/2021	Undisclosed	Greek (Capital Maritime)	LOI Stage
4	25.000 dwt	Hyundai Mipo, Korea	2021	\$ 40m	UAE (Tristar Group)	

Bulkers					
Size	Age	Week 23	Week 22	± %	
Capesize 180k	Resale	52	52	0,00%	
Capesize 180k	5 years	31	31	0,00%	
Capesize 180k	10 years	24,5	24,5	0,00%	
Capesize 170k	15 years	14	14	0,00%	
Kamsarmax 82k	Resale	31	31	0,00%	
Kamsarmax 82k	5 years	24	24	0,00%	
Panamax 76k	10 years	14	14	0,00%	
Panamax 74k	15 years	9	9	0,00%	
Ultramax 63k	Resale	28	28	0,00%	
Ultramax 61k	5 years	22,5	22,5	0,00%	
Supramax 58k	5 years	17	17	0,00%	
Supramax 56k	10 years	13,5	13,5	0,00%	
Supramax 52k	15 years	8	8	0,00%	
Handysize 38k	Resale	23,5	23,5	0,00%	
Handysize 37k	5 years	17	17	0,00%	
Handysize 32k	10 years	11	11	0,00%	
Handysize 28k	15 years	6	6	0,00%	

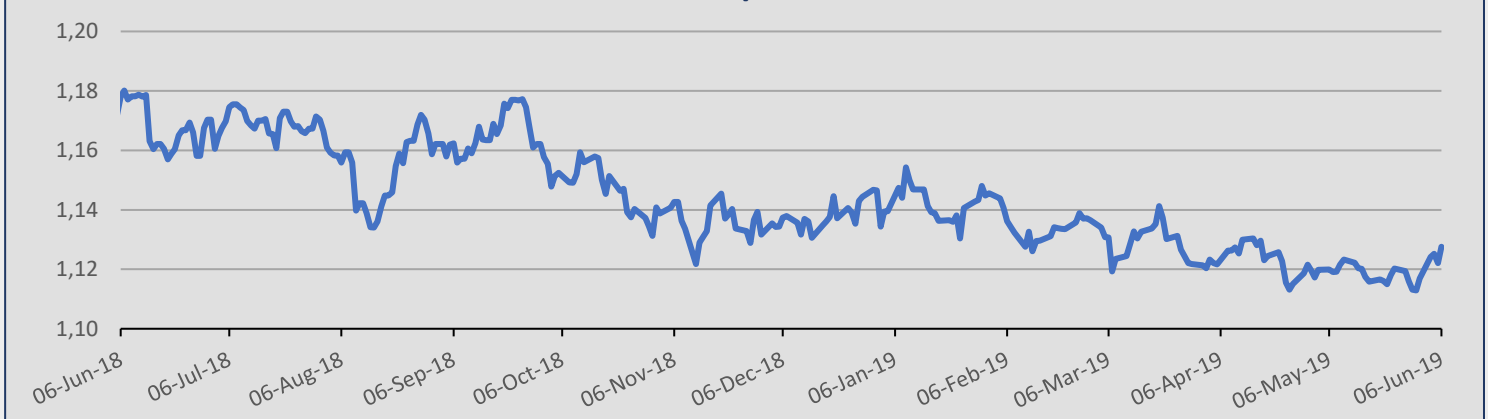
Tankers					
Size	Age	Week 23	Week 22	± %	
VLCC 310k	Resale	96	96	0,00%	
VLCC 310k	5 years	71	71	0,00%	
VLCC 300k	10 years	47,5	47,5	0,00%	
VLCC 300k	15 years	31	31	0,00%	
Suezmax 160k	Resale	66,5	66,5	0,00%	
Suezmax 160k	5 years	49	49	0,00%	
Suezmax 150k	10 years	32	32	0,00%	
Suezmax 150k	15 years	18,5	18,5	0,00%	
Aframax 110k	Resale	50	50	0,00%	
Aframax 110k	5 years	37	35	5,71%	
Aframax 105k	5 years	24	23	4,35%	
Aframax 105k	15 years	12,5	12,5	0,00%	
MR 52k	Resale	38,5	37,5	2,67%	
MR 51k	5 years	29	28	3,57%	
MR 47k	10 years	18	17,5	2,86%	
MR 45k	15 years	9,5	9,5	0,00%	



Currencies

Currency	6-Jun	30-May	± (%)
EUR / USD	1,1276	1,1129	1,32%
USD / JPY	108,40	109,62	-1,11%
USD / KRW	1.181,26	1.189,07	-0,66%
NOK / USD	0,1151	0,1140	0,96%

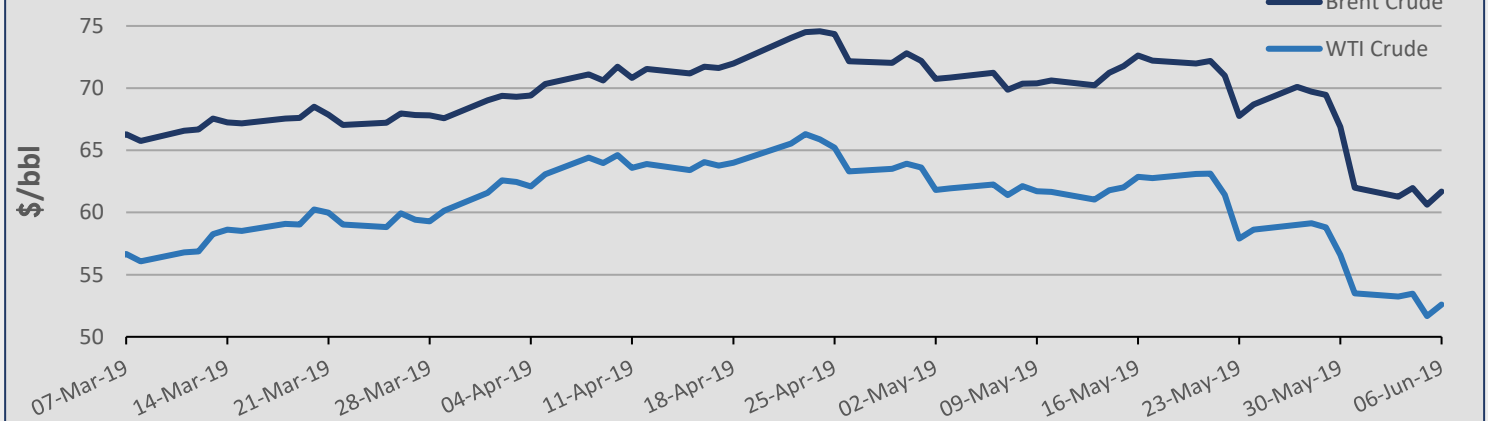
EUR / USD



Commodities

Commodity	6-Jun	30-May	± (%)
Brent Crude (BZ)	61,67	66,87	-7,78%
WTI Crude Oil (WTI)	52,59	56,59	-7,07%
Natural Gas (NG)	2,32	2,55	-9,02%
Gold (GC)	1.342,70	1.292,40	3,89%
Copper	265,05	265,40	-0,13%
Wheat (w)	510,00	514,50	-0,87%

Oil Prices



Stock Prices – Shipping Companies

Company	Stock Exchange	6-Jun	30-May	± (%)
Diana Shipping Ink (DSX)	NYSE	3,01	3,06	-1,63%
Dry ships Ink (DRYS)	NASDAQ	3,30	3,55	-7,04%
Euroseas Ltd (ESEA)	NASDAQ	0,61	0,62	-1,61%
Eagle Bulk Shipping Inc (EGLE)	NASDAQ	4,72	4,64	1,72%
Navios Maritime (NM)	NYSE	3,22	2,95	9,15%
Navios Maritime PTN (NMM)	NYSE	12,45	12,19	2,13%
Star Bulk Carriers Corp (SBLK)	NASDAQ	8,20	7,62	7,61%
Seenergy Maritime Holdings Corp (SHIP)	NASDAQ	0,95	1,04	-8,65%
Safe Bulkers Inc (SB)	NYSE	1,42	1,46	-2,74%
Golden Ocean (GOGL)	NASDAQ	4,64	4,75	-2,32%

Stock Prices - Wet

Company	Stock Exchange	6-Jun	30-May	± (%)
Capital Product Partners LP (CPLP)	NASDAQ	10,18	9,95	2,31%
TOP Ships Inc (TOPS)	NASDAQ	0,48	0,56	-14,29%
Tsakos Energy Navigation (TNP)	NYSE	3,11	2,94	5,78%

Stock Prices - Other

Company	Stock Exchange	6-Jun	30-May	± (%)
Danaos Corporation (DAC)	NYSE	11,03	12,11	-8,92%
Stealth Gas Inc (GASS)	NASDAQ	3,38	3,45	-2,03%
Rio Tinto (RIO)	NYSE	57,99	58,93	-1,60%
Vale (VALE)	NYSE	12,53	12,53	0,00%
ADM Archer Daniels Midland (ADM)	NYSE	39,71	38,46	3,25%
BHP Billiton (BHP)	NYSE	52,72	52,50	0,42%

ADVANCED SHIPPING & TRADING S.A.

Vouliagmenis Avenue 168, 1st Floor,

Glyfada 16674, Greece

Tel: +30 210 30 03 000

Fax: +30 210 30 01 305

E-mail: snp@advanced-ship.gr

E-mail: chartering@advanced-ship.gr

E-mail: finance@advanced-ship.gr

E-mail: research@advanced-ship.gr

Sale & Purchase Department:

Capt. Fountoglou Michalis Mob: +30 6947 70 07 18

Thermos Stavros Mob: +30 6944 24 20 20

Harrington James Mob: +44 7768 10 45 33

Papoutsis George Mob: +30 6951 00 51 65

Balpakakis Manolis Mob: +30 6955 47 77 72

Chrousalas Thanasis Mob: +30 6955 47 77 73

Landrakis Stelios Mob: +30 6955 47 77 74

Bilias Tasos Mob: +30 6955 47 77 71

Kontaratos Alkis Mob: +30 6949 19 11 79

Markoutsia Kanella Mob: +30 6959 99 85 10

Roussos Pantelis Mob: +30 6955 19 57 42

Mylona Irini Mob: +30 6951 97 60 02

Dry Cargo Chartering Department:

Bonatsos Mavra Mob: +30 6951 00 24 36

Benetos Kostas Mob: +30 6943 29 32 13

Pittas Iordanis Mob: +30 6944 05 27 46

Dienis Aggelos Mob: +30 6945 64 97 73

Research Department:

Avdikos Alexandros Mob: +30 6979 49 91 78

Liadi Ioanna Mob: +30 6946 75 59 10

Liadi Artemis Mob: +30 6956 58 41 49

Operations Department:

Katsouli Fotini Mob: +30 6955 47 77 75

Chief Executive Consultant:

Capt. Galonis Dimitrios Mob: +30 6945 55 36 81

Accounting Department:

Stergiou Kostas Mob: +30 6942 09 73 10

Administration Department:

Chronopoulou Fenia Mob: +30 6932 34 94 50

"THINK BIG"

Legal Disclaimer

The information contained herein has been obtained by various sources. Although every effort has been made to ensure that this information is accurate, complete and up-to-date, *Advanced Shipping & Trading S.A.* does not accept any responsibility whatsoever for any loss or damage occasioned or claimed, upon reliance on the information, opinions and analysis contained in this report.

Research compiled by: *Advanced Shipping & Trading S.A. Market Research* on behalf of the Sale & Purchase, Dry Cargo Chartering and Tanker Chartering Departments. For any questions, please contact: research@advanced-ship.gr